

## RECESSED FLUORESCENT LUMINAIRES FOR T-GRID, DRYWALL, AND METAL PAN CEILINGS

# SL



Luminaires with integrated hinged framed diffuser

Steel frame of welded construction, with positive latching.

Frame is retained with pin hinges and a slide latching device fastened with thumb screws.

Supplied with no. 12 clear acrylic diffuser. Other lens options are available, see PAGE 34.

Interior white reflector.

Steel housing. Baked white polyester finish.

# 23

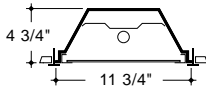
## 1' x 4'

### T-GRID CEILING

### LAMPS

### CAT. NO.

VOLTS\* BALLAST\*



1-32 W/T8

**SL-14G-132-12-**

120

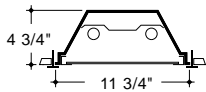
ES

1-40 W/T12

**SL-14G-140-12-**

120

ES



2-32 W/T8

**SL-14G-232-12-**

120

ES

2-40 W/T12

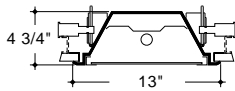
**SL-14G-240-12-**

120

ES

### DRYWALL CEILING

CEILING OPENING REQUIRED 11½" x 48½"



1-32 W/T8

**SL-14F-132-12-**

120

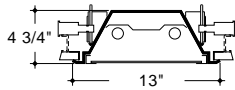
ES

1-40 W/T12

**SL-14F-140-12-**

120

ES



2-32 W/T8

**SL-14F-232-12-**

120

ES

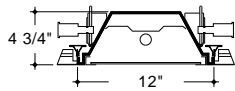
2-40 W/T12

**SL-14F-240-12-**

120

ES

### METAL PAN CEILING



1-32 W/T8

**SL-14M-132-12-**

120

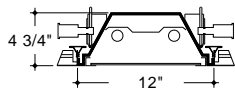
ES

1-40 W/T12

**SL-14M-140-12-**

120

ES



2-32 W/T8

**SL-14M-232-12-**

120

ES

2-40 W/T12

**SL-14M-240-12-**

120

ES

For **Protected series** with **tamper resistant screws** and **polycarbonate** or **acrytuf lens** consult factory.

**HT** **SPECULAR**  
see page 17

\* For other volts and ballast selection = SEE PAGE 34

ORDERING EX: **CAT. NO. = SL-14G-240-12-120-ES**