

CEILING MOUNTED SURFACE LUMINAIRES

Cloudline



Ceiling mounted fluorescent luminaire for indoor application.

Completely luminous modules. Drop opalescent white acrylic diffuser provides well diffused illumination.

Black regressed housing. White reflective interior.

A welcome change for high style commercial applications.

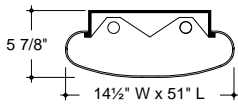
40

1' x 4'

LAMPS

CAT. NO.

VOLTS* BALLAST*



2-32 W/T8

9344-232-

120

ES

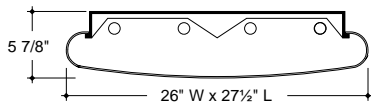
2-40 W/T12

9344-240-

120

ES

2' x 2' STANDARD LAMPS



4-17 W/T8

9354-417-

120

ES

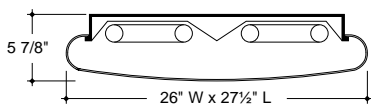
4-20 W/T12

9354-420-

120

STD

2' x 2' 'U' LAMPS



2-31 W/T8/U

9354-231-

120

ES

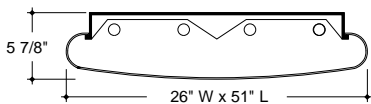
2-40 W/T12/U/6

9354-240-

120

ES

2' X 4'



4-32 W/T8

9364-432-

120

ES

4-40 W/T12

9364-440-

120

ES

*VOLTS	*BALLAST
120	
277	
347	
	ES = ENERGY SAVING
	EL = ELECTRONIC
	STD = STANDARD

ORDERING EX: **CAT. NO. = 9344-240-120-ES**