

PROJECT:

SCHEDULE:

DATE:


PREPARE BY:

NOTES:

PNL FLAT PANEL CCT3

DESCRIPTION

naturaLED® features qualified DLC Back-Lit Flat Panels (PNL), an integrated LED technology with a low profile design and CCT selectable (3500K, 4000K, 5000K) and comes with additional 12V output for your control and accessories needs. This lightweight LED provides a smooth and uniform light distribution from edge-to-edge for an even and consistent color design. Perfect solution for your interior lighting needs for offices, schools, and meeting rooms. The Back-Lit Flat Panels are easily installed with maximum energy savings; comes in standard configurations of 1'x4', 2'x2', and 2'x4' for mounting in T-Bar/Grid ceilings or optional surface mount box kit.



Rated Life Hours 50,000
Warranty 5 Years

APPLICATIONS

Conference room, meeting rooms, offices, schools, hospitals

FEATURES

- DLC Standard
- Damp Location
- ETL Listed
- Color Temperature: CCT3 Selectable (3500K, 4000K, 5000K)
- Additional 12V output
- Lighter weight housing for easy installation
- Uniform and consistent color from edge to edge
- Input line voltage: 120-277V / 120-347V
- Power Factor: >0.9
- Surge Protection Level: 2.5KV
- Dimmable: 0-10V (Dim-to-off)
- Beam Angle: 115°
- Operating temperature: -4°F - 104°F
- LED emergency drivers, ceiling mount box, flange mount kit compatible (optional for purchase)

ACCESSORIES

- Ceiling Mount Box
- Flange Mounted Kit
- Emergency LED Driver + Bracket
- Earthquake Hook (Pre-installed)

CCT SELECTABLE

Select Color Temperature by the color switch



SAMPLE NUMBER FXPNL40/2X2/8CCT3/347

FAMILY	SERIES	WATTAGE	SIZE	CRI	COLOR TEMP	VOLTAGE
FX	PNL	40	2X2	8	CCT3	347
Fixture	flat panel light	40 watt	2ft x 2ft	CRI 80	Selectable 3500K, 4000K, 5000K	120-347V none 120-277V



BACK-LIT FLAT PANEL CCT3

CEILING & AREA LUMINAIRES

*P= Premium DLC / *S = Standard DLC

ORDERING

	Watts (W)	Ordering Code	Description	CCT (K)	Lumens (Lm)	Size	Equiv. Wattage (W)	Beam Angle	Voltage	DLC (S/P)
120-277V	40	9462	FXPNL40/1X4/8CCT3	3500/4000/5000K	4,400	1'x4'	90-100	115°	120-277	S
	40	9460	FXPNL40/2X2/8CCT3	3500/4000/5000K	4,400	2'x2'	90-100	115°	120-277	S
	50	9461	FXPNL50/2X4/8CCT3	3500/4000/5000K	5,600	2'x4'	120-130	115°	120-277	S
120-347V	40	9465	FXPNL40/1X4/8CCT3/347	3500/4000/5000K	4,319	1'x4'	90-100	115°	120-347	S
	40	9463	FXPNL40/2X2/8CCT3/347	3500/4000/5000K	4,414	2'x2'	90-100	115°	120-347	S
	50	9464	FXPNL50/2X2/8CCT3/347	3500/4000/5000K	5,533	2'x4'	120-130	115°	120-347	S

ACCESSORIES (Ordered Separately)

Ceiling Mount Kit
P10334 MT-1X4BOX-4.5in
(1'x4' Panel Surface Mount Kit)

Flange Mounted Kit
P10314 MT-1X4FMBOX
(1'x4' Flange Mount Kit)

P10335 MT-2X2BOX-4.5in
(2'x2' Panel Surface Mount Kit)

P10228 MT-2X2FMBOX
(2'x2' Flange Mount Kit)

P10336 MT-2X4BOX-4.5in
(2'x4' Panel Surface Mount Kit)

P10229 MT-2x4FMBOX
(2'x4' Flange Mount Kit)

Ceiling Mount Kit (3.0" Height)
P10416 MT-1X4BOX-3.0in
(1'x4' Panel Surface Mount Kit-3.0" height)

LED Panel Emergency Driver (Back-Lit) 120-277V
K7335333 FXPNL-BAEM-MT1FT-BLP
(Emergency backup driver mount KIT for 1'x4')

P10417 MT-2X2BOX-3.0in
(2'x2' Panel Surface Mount Kit-3.0" height)

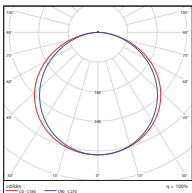
K7335332 FXPNL-BAEM-MT2FT-BLP
(Emergency backup driver mount KIT for 2'x2' & 2'x4')

P10418 MT-2X4BOX-3.0in
(2'x4' Panel Surface Mount Kit-3.0" height)

Micro Inverter 120-347V
7337 BAEM25-170BC/347-C
(25W Micro Inverter 120-347 w/12" Conduit)
Field Installation

PHOTOMETRICS CHART

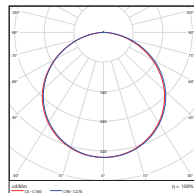
40 Watt - 1'x4'
DLC Standard



Center Beam Ft.	Beam Width	Illuminance (fc)
5.90	5.3 R	5.6 R
1.78	1.41	10.4 R
1.38	1.13	16.9 R
1.08	0.91	22.1 R
0.83	0.74	27.4 R
0.62	0.56	33.0 R

Vert. Spread: 115.0°
Horb. Spread: 117.0°

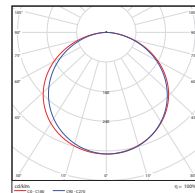
40 Watt - 2'x2'
DLC Standard



Center Beam Ft.	Beam Width	Illuminance (fc)
5.95	5.4 R	5.4 R
1.78	1.47	10.4 R
1.38	1.14	16.5 R
1.08	0.92	21.4 R
0.83	0.75	26.5 R
0.62	0.57	31.9 R

Vert. Spread: 115.2°
Horb. Spread: 115.9°

50 Watt - 2'x4'
DLC Standard

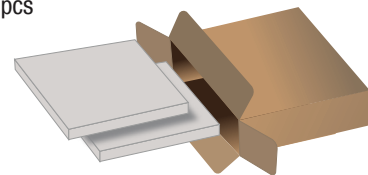


Center Beam Ft.	Beam Width	Illuminance (fc)
6.00	5.4 R	5.6 R
1.78	1.52	10.9 R
1.38	1.20	16.4 R
1.08	0.96	21.4 R
0.83	0.78	27.0 R
0.62	0.60	32.9 R

Vert. Spread: 115.6°
Horb. Spread: 117.4°

PACKAGE


Case Qty 2 pcs



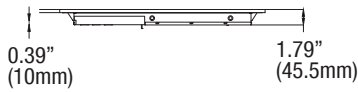
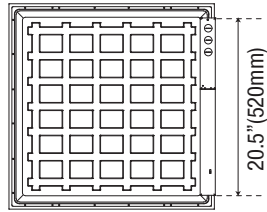
DIMENSIONS

2'x 2'

Front

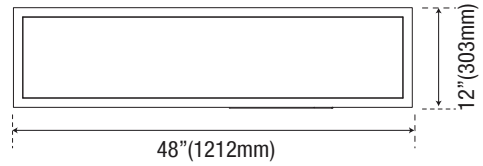


Back

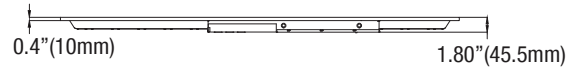
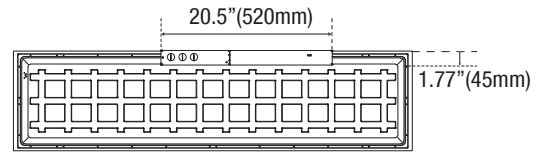


1'x 4'

Front



Back

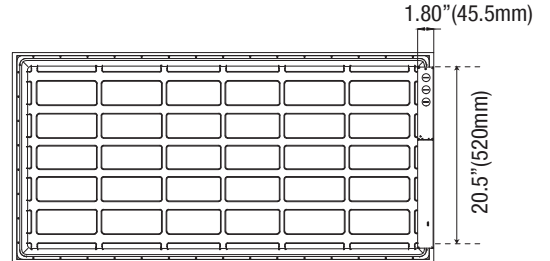


2'x 4'

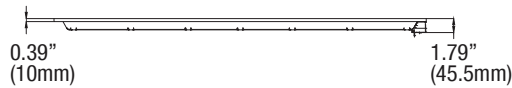
Front



Back

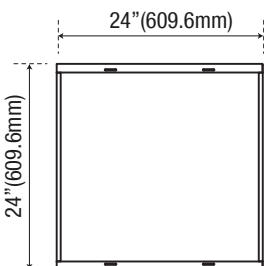
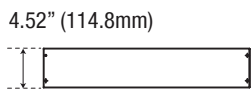


Side

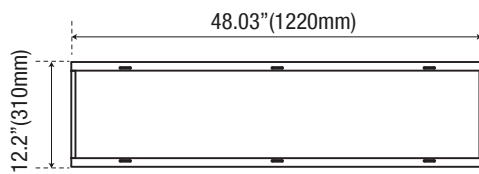



CEILING MOUNT KIT (4.5-inch)

2'x 2'



1'x 4'



2'x 4'

