

VIPER Floodlight

VIPER LUMINAIRE

MICROSTRIKE | OPTICS STRIKE

FEATURES

- Low profile LED floodlighting luminaire with a variety of NEMA distributions for lighting applications such as accent lighting, sign lighting, distribution center, and general area lighting.
- Featuring two different optical technologies, Strike and Micro Strike Optics, which provide the best distribution patterns for retrofit or new construction
- Vibration rated for high vibration applications including bridges and overpasses. All housing sizes are rated for 1.5G
- Control options including photo control, occupancy sensing, NX Lighting Controls, Wiscap and 7-Pin with networked controls
- New customizable lumen output feature allows for the wattage and lumen output to be customized in the factory to meet whatever specification requirements may entail
- Field interchangeable mounting provides additional flexibility after the fixture has shipped



CONTROL TECHNOLOGY



SPECIFICATIONS

CONSTRUCTION

- Die-cast housing with hidden vertical heat fins are optimal for heat dissipation while keeping a clean smooth outer surface
- Corrosion resistant, die-cast aluminum housing with 1000 hour powder coat paint finish
- External hardware is corrosion resistant

OPTICS

- Micro Strike Optics (132, 264, 360, or 540 LED counts) maximize uniformity in retrofit applications and come standard with mid-power LEDs which evenly illuminate the entire luminous surface area to provide a low glare appearance. Catalog logic found on page 2
- Strike Optics (36, 72, 108, or 162 LED counts) provide best in class distributions and maximum pole spacing in new construction applications with high powered LEDs. Strike optics are held in place with a polycarbonate bezel to mimic the appearance of the Micro Strike Optics so both solutions can be combined on the same application. Catalog logic found on page 3
- One-piece silicone gasket ensures a weatherproof seal

INSTALLATION

- Mounting patterns for each arm can be found on page 8
- All mounting hardware included
- Knuckle arm fitter option available for 2-3/8" OD tenon
- Control options are only available on the knuckle mount option and must be installed on a vertical tenon
- Micro Strike flood configurations may be aimed up, but must have at least a 30° to allow for water to shed.

ELECTRICAL

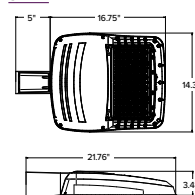
- Universal 120-277 VAC or 347-480 VAC input voltage, 50/60 Hz
- Ambient operating temperature -40°C to 40°C
- Drivers have greater than 90% power factor and less than 20% THD
- LED drivers have output power over-voltage, over-current protection and short circuit protection with auto recovery
- Field replaceable surge protection device provides 20kA protection meeting ANSI/IEEE C62.41.2 Category C High and Surge Location Category C3; Automatically takes fixture off-line for protection when device is compromised

CONTROLS

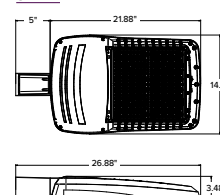
- Photo control, occupancy sensor programmable controls and Zigbee wireless controls available for complete on/off and dimming control
- Please consult brand or sales representative when combining control and electrical options as some combinations may not operate as anticipated depending on your application
- 7-pin ANSI C136.41-2013 photocontrol receptacle option available for twist lock photocontrols or wireless control modules (control accessories sold separately)
- 0- 10V Dimming Drivers are standard and dimming leads are extended out of the luminaire unless control options require connection to the dimming leads. Must specify if wiring leads are to be greater than the 6" standard
- NX Lighting Controls™ available with in fixture wireless control module, features dimming and occupancy sensor
- LightGRID+ available with in fixture wireless control module, features dimming and occupancy sensor. Also available in 7-pin configuration



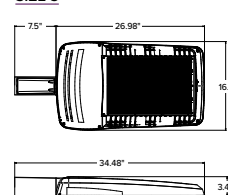
SIZE 1



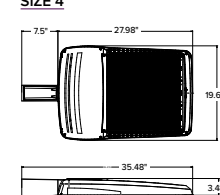
SIZE 2



SIZE 3



SIZE 4



	EPA			
	Size 1	Size 2	Size 3	Size 4
30°	0.827	1.023	1.423	1.850
60°	1.419	1.837	2.419	3.080

CERTIFICATIONS

- Listed to UL1598 and CSA C22.2#250.0-24 for wet locations and 40°C ambient temperatures
- 1.5 G rated for ANSI C136.31 high vibration applications
- Fixture is IP65 rated
- Meets IDA recommendations using 3K CCT configuration at 0 degrees of tilt
- This product meets federal procurement law requirements under the Buy American Act (FAR 52.225-9) and Trade Agreements Act (FAR 52.225-11). See Buy America(n) Solutions (link to <https://www.currentlighting.com/resources/america-solutions>)
- DLC® (DesignLights Consortium Qualified), with some Premium Qualified configurations. Please refer to the DLC website for specific product qualifications at www.designlights.org

WARRANTY

- 5 year warranty

VIPER Floodlight

VIPER LUMINAIRE

MICRO STRIKE OPTICS – ORDERING GUIDE

Example: VP-F-2-132L-39 –3K8-4x4-UNV-AAU-BLT

CATALOG # _____

VP-F	Optic Platform	Size	Light Engine	CCT/CRI	Distribution	Voltage
Series VP-F Viper Flood	Microstrike	1 Size 1 ⁶	132L-39 5500 lumens 132L-55 7500 lumens 132L-75 10000 lumens 132L-100 12500 lumens 132L-120 15000 lumens 132L-135 18000 lumens	AP AP-Amber Phosphor Converted 27K8 2700K, 80 CRI 3K7 3000K, 70 CRI 3K8 3000K, 80 CRI 35K8 3500K, 80 CRI	2X2 Narrow Spot 4X4 Medium Spot 6X6 Wide Flood	UNV 120-277V 120 120V 208 208V 240 240V 277 277V 347 347V 480 480V
		2 Size 2	264L-130 18000 lumens 264L-155 21000 lumens 264L-175 24000 lumens 264L-205 27000 lumens 264L-235 30000 lumens 264L-260 33000 lumens	3K9 3000K, 90 CRI 4K7 4000K, 70 CRI 4K8 4000K, 80 CRI 4K9 4000K, 90 CRI 5K7 5000K, 70 CRI 5K8 5000K, 80 CRI		
		3 Size 3	360L-270 36000 lumens 360L-310 40000 lumens 360L-345 44000 lumens			
		4 Size 4	540L-350 48000 lumens 540L-390 52000 lumens 540L-415 55000 lumens 540L-460 60000 lumens ⁷ CLO Custom Lumen Output ¹			

Mounting	Color	Options	Network Control Options
AAU Adjustable Arm AA_U Adjustable arm mount for round pole ⁹ K Knuckle T Trunnion	BLT Black Matte Textured BLS Black Gloss Smooth DBT Dark Bronze Matte Textured DBS Dark Bronze Gloss Smooth GTT Graphite Matte Textured LGS Light Grey Gloss Smooth LGT Light Grey Gloss Textured PSS Platinum Silver Smooth WHT White Matte Textured WHS White Gloss Smooth VGT Verde Green Textured LEG Legacy Colors Color Option CC Custom Color	F Fusing 2PF Dual Power Feed ² 2DR Dual Driver TE Toolless Entry TB Terminal Block	NXWS16F NX Networked Wireless Enabled Integral NXSMP2-LMO PIR Occupancy Sensor with Automatic Dimming Photocell and Bluetooth Programming ^{1,3,4,8,10} NXWS40F NX Networked Wireless Enabled Integral NXSMP2-HMO PIR Occupancy Sensor with Automatic Dimming Photocell and Bluetooth Programming ^{1,3,4,8,10} NXW NX Networked Wireless Radio Module NXRM2 and Bluetooth Programming, without Sensor ^{3,4,8} WIR LightGRID+ In-Fixture Module ^{1,3,4,8}
			Stand Alone Sensors BTS-14F Bluetooth® Programmable, BTSMP-LMO PIR Occupancy Sensor with Automatic Dimming Photocell and 360° Lens ^{4,8,10} BTS-40F Bluetooth® Programmable, BTSMP-HMO PIR Occupancy Sensor with Automatic Dimming Photocell and 360° Lens ^{4,8,10} BTSO-12F Bluetooth® Programmable, BTSMP-OMNI-O PIR Occupancy Sensor with Automatic Dimming Photocell and 360° Lens ^{4,8,10}
			Stand Alone Sensors 7PR 7-Pin Receptacle ⁴ 7PR-SC 7-Pin Receptacle with shorting cap ⁴ 3PR 3-Pin twist lock ⁴ 3PR-SC 3-Pin receptacle with shorting cap ⁴ 3PR-TL 3-Pin PCR with photocontrol ⁴
			Programmed Controls ADD AutoDim Timer Based Dimming ⁴ ADT AutoDim Time of Day Dimming ⁴
			Photocontrols PC Button Photocontrol ^{4,5,11}

1 – Items with a grey background can be done as a custom order. Contact brand representative for more information
 2 – Not available with trunnion mount
 3 – Networked Controls cannot be combined with other control options and are limited based on mounting orientation
 4 – Not available with 2PF option
 5 – Not available with 480V
 6 – Not available with Dual Driver option
 7 – Some voltage restrictions may apply when combined with controls

8 – Control option not available in 130W or 155W configuration
 9 – Replace “_” with “2” for 2.5”-3.4” OD pole, “3” for 3.5”-4.13” OD pole, “4” for 4.18”-5.25” OD pole, “5” for 5.5”-6.5” OD pole
 10 – Occupancy sensor configurations only available with knuckle. Should be mounted on a vertical tenon.
 11 – PC only available on Size 1 and Size 2

VIPER Floodlight

VIPER LUMINAIRE

STRIKE OPTIC – ORDERING GUIDE

Example: VP-F-ST-1-36L-39-3K7-3x3-UNV-AAU-BLT

CATALOG #

VP-F	Optic Platform	Size	Light Engine	CCT/CRI	Distribution	Voltage
Series	ST Strike	1 Size 1	36L-39 ⁷ 5500 lumens	AM monochromatic amber, 595nm	3X3 Narrow Flood	UNV 120-277V
VP-F Viper Flood			36L-55 ⁷ 7500 lumens	27K8 2700K, 80 CRI	5X5 Medium Flood	120 120V
			36L-85 10000 lumens	3K7 3000K, 70 CRI	4X6 Vertical Flood	208 208V
			36L-105 12500 lumens	3K8 3000K, 80 CRI	6X4 Horizontal Flood	240 240V
		2 Size 2	36L-120 14000 lumens	3K9 3000K, 90 CRI		277 277V
			72L-115 15000 lumens	3K9 3000K, 90 CRI		347 347V
			72L-145 18000 lumens	35K8 3500K, 80 CRI		480 480V
			72L-180 21000 lumens	4K7 4000K, 70 CRI		
			72L-210 24000 lumens	4K8 4000K, 80 CRI		
			72L-240 27000 lumens	4K9 4000K, 90 CRI		
		3 Size 3	108L-215 ⁷ 27000 lumens	5K7 5000K, 70 CRI		
			108L-250 30000 lumens	5K8 5000K, 80 CRI		
			108L-280 33000 lumens			
			108L-325 36000 lumens			
			108L-365 40000 lumens			
		4 Size 4	162L-320 40000 lumens			
			162L-365 ⁹ 44000 lumens			
			162L-405 48000 lumens			
			162L-445 52000 lumens			
			162L-485 55000 lumens			
			162L-545 ⁷ 60000 lumens			
			CLO Custom Lumen Output ¹			

Mounting	Color	Options	Network Control Options
AAU Adjustable Arm	BLT Black Matte Textured	F Fusing	NXWS16F NX Networked Wireless Enabled Integral NXSMP2-LMO PIR Occupancy Sensor with Automatic Dimming Photocell and Bluetooth Programming ^{13,4}
AA_U Adjustable arm mount for round pole ¹⁰	BLS Black Gloss Smooth	E Battery Backup ^{12,6,7,8}	NXWS40F NX Networked Wireless Enabled Integral NXSMP2-HMO PIR Occupancy Sensor with Automatic Dimming Photocell and Bluetooth Programming ^{13,4}
K Knuckle	DBT Dark Bronze Matte Textured	2PF Dual Power Feed ²	NXW NX Networked Wireless Radio Module NXRM2 and Bluetooth Programming, without Sensor ^{3,4}
T Trunnion	DBS Dark Bronze Gloss Smooth	2DR Dual Driver	WIR LightGRID+ In-Fixture Module ^{1,3,4,8}
	GTT Graphite Matte Textured	TE Toolless Entry	Stand Alone Sensors
	LGS Light Grey Gloss Smooth	TB Terminal Block	BTS-14F Bluetooth® Programmable, BTSMP-LMO PIR Occupancy Sensor with Automatic Dimming Photocell and 360° Lens ⁴
	LGT Light Grey Gloss Textured		BTS-40F Bluetooth® Programmable, BTSMP-HMO PIR Occupancy Sensor with Automatic Dimming Photocell and 360° Lens ⁴
	PSS Platinum Silver Smooth		BTSO-12F Bluetooth® Programmable, BTSMP-OMNI-O PIR Occupancy Sensor with Automatic Dimming Photocell and 360° Lens ⁴
	WHT White Matte Textured		Stand Alone Sensors
	WHS White Gloss Smooth		7PR 7-Pin Receptacle ⁴
	VGT Verde Green Textured		7PR-SC 7-Pin Receptacle with shorting cap ⁴
	LEG Legacy Colors		3PR 3-Pin twist lock ⁴
	Color Option		3PR-SC 3-Pin receptacle with shorting cap ⁴
	CC Custom Color		3PR-TL 3-Pin PCR with photocontrol ⁴
			Programmed Controls
			ADD AutoDim Timer Based Dimming ⁴
			ADT AutoDim Time of Day Dimming ⁴
			Photocontrols
			PC Button Photocontrol ^{4,5,11}

1 – Items with a grey background can be done as a custom order. Contact brand representative for more information

2 – Not available with trunnion mount

3 – Networked Controls cannot be combined with other control options and are limited based on mounting orientation

4 – Not available with 2PF option

5 – Not available with 480V

6 – Not available with 347 or 480V

7 – Not available with Dual Driver option

8 – Only available in Size 1 housing

9 – Some voltage restrictions may apply when combined with controls

10 – Replace “_” with “2” for 2.5”-3.4” OD pole, “3” for 3.5”-4.13” OD pole, “4” for 4.18”-5.25” OD pole, “5” for 5.5”-6.5” OD pole

11 – PC only available on Size 1 and Size 2

VIPER Floodlight

VIPER LUMINAIRE

ORDERING GUIDE (CONTINUED)

CATALOG # _____

Accessory Type	Size	Option	Color
SHD Shield	1 Size 1	VISOR Visor Accessory ¹	BLS Black Gloss Smooth BLT Black Matte Textured DBS Dark Bronze Gloss Smooth DBT Dark Bronze Matte Textured GTT Graphite Matte Textured LGS Light Gray Gloss Smooth PSS Platinum Silver Smooth WHS White Gloss Smooth WHT White Matte Textured VGT Verde Green Textured LEG Legacy Colors Color Option CC Custom Color
	2 Size 2		
	3 Size 3		
	4 Size 4		
MTG Mounting		A Arm Mount for square pole/flat surface	NX Lighting Controls <input type="checkbox"/> NXOFM-1R1D-UNV On-fixture Module (7-pin), On / Off / Dim, Daylight Sensor with NX Radio and Bluetooth® Radio, 120–480VAC LightGRID+ Lighting Control <input type="checkbox"/> WIR-RME-L On-fixture Module (7-pin or 5-pin), On / Off / Dim, Daylight Sensor with wiSCAPE Radio, 110–480VAC For additional information related to these accessories please visit currentlighting.com/beacon . Options provided for use with integrated sensor, please view specification sheet ordering information table for details. 1 – Visor will block occupancy sensors
		ASQU Universal Arm Mount for square pole	
		AAU Adjustable Arm for pole mounting	
		ADU Decorative upswept Arm	
		RPA Round Pole Adapter	
		MAF Mast Arm Fitter for 2-3/8" OD horizontal arm	
		K Knuckle	
	T Trunnion		
	WB Wall Bracket (compatible with universal arm mounts)		
		BIRD SPK Bird Spike	

VIPER Floodlight

VIPER LUMINAIRE

OUTDOOR LIGHTING CONTROLS OPTIONS

CONTROLS FUNCTIONALITY




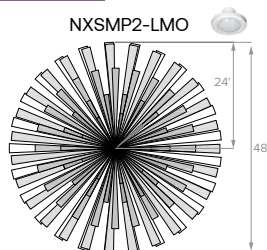
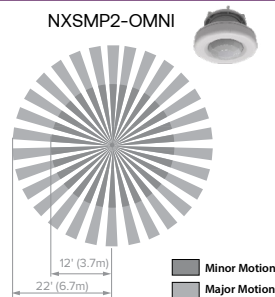
	Control Option Ordering Logic & Description	Control Option Functionality									Control Option Components	
		Networkable	Grouping	Scheduling	Occupancy/ Motion	Daylight Harvesting	0-10V Dimming	On/Off Control	Bluetooth App Programming	Sensor Height		
NX Wireless	NXOFM1R1D-UNV	✓	✓	✓	Paired with external control	✓	✓	✓	✓	-		NXOFM1R1D-UNV
	NXW	✓	✓	✓	-	-	✓	✓	✓	-		NXRM2-H
	NXWS12F	✓	✓	✓	✓	✓	✓	✓	✓	12ft		NXSMP2-OMNI-O
	NXWS16F	✓	✓	✓	✓	✓	✓	✓	✓	16ft		NXSMP2-LMO
	NXWS40F	✓	✓	✓	✓	✓	✓	✓	✓	40ft		NXSMP2-HMO
LightGRID+	WIR	✓	-	✓	-	-	✓	✓	Gateway	-		WIR
	WIR-RME-L	✓	-	✓	-	-	✓	✓	Gateway	-		WIR-RME-L
	WIRSC	✓	✓	✓	✓	✓	✓	✓	Gateway	14ft - 40ft		BTMSP
Independent	BTSO-12F	-	-	-	✓	✓	✓	✓	✓	12ft		BTSMP-OMNI-O
	BTS-14F	-	-	-	✓	✓	✓	✓	✓	14ft		BTSMP-LMO
	BTS-40F	-	-	-	✓	✓	✓	✓	✓	40ft		BTSMP-HMO

DEFAULT SETTINGS

NX Wireless	Occupancy Sensor	Enabled
	Occupancy Sensor Sensitivity	7
	Occupancy Sensor Timeout	15 Minutes
	Occupied Dim Level	100%
	Unoccupied Dim Level	0%
	Daylight Sensor	Disabled
	Bluetooth	Enabled
	2.4GHz Wireless Mesh	On
	"Passcode Factory Passcode: Hubbn3T!"	Enabled

Stand Alone	Occupancy Sensor	Enabled
	Occupancy Sensor Sensitivity	7
	Occupancy Sensor Timeout	8 Minutes
	Occupied Dim Level	100%
	Unoccupied Dim Level	50%
	Daylight Sensor	Disabled

NX WIRELESS COVERAGE PATTERNS



VIPER Floodlight

VIPER LUMINAIRE

NX LIGHTING CONTROLS FREE APP CONTROLS TECH SUPPORT 800-888-8006 (7:00 AM - 7:00 PM)



The NX Lighting Controls App is free to use mobile application for programming both NX Lighting Controls System or Standalone Bluetooth Sensors. The mobile app allows you to configure devices, discover and setup wireless enable luminaires and program NX system settings.

Apple App: <https://apps.apple.com/us/app/nx-lighting-controls/id962112904>

Google Play: https://play.google.com/store/apps/details?id=io.cordova.NXBTR&hl=en_US&gl=US







Apple App



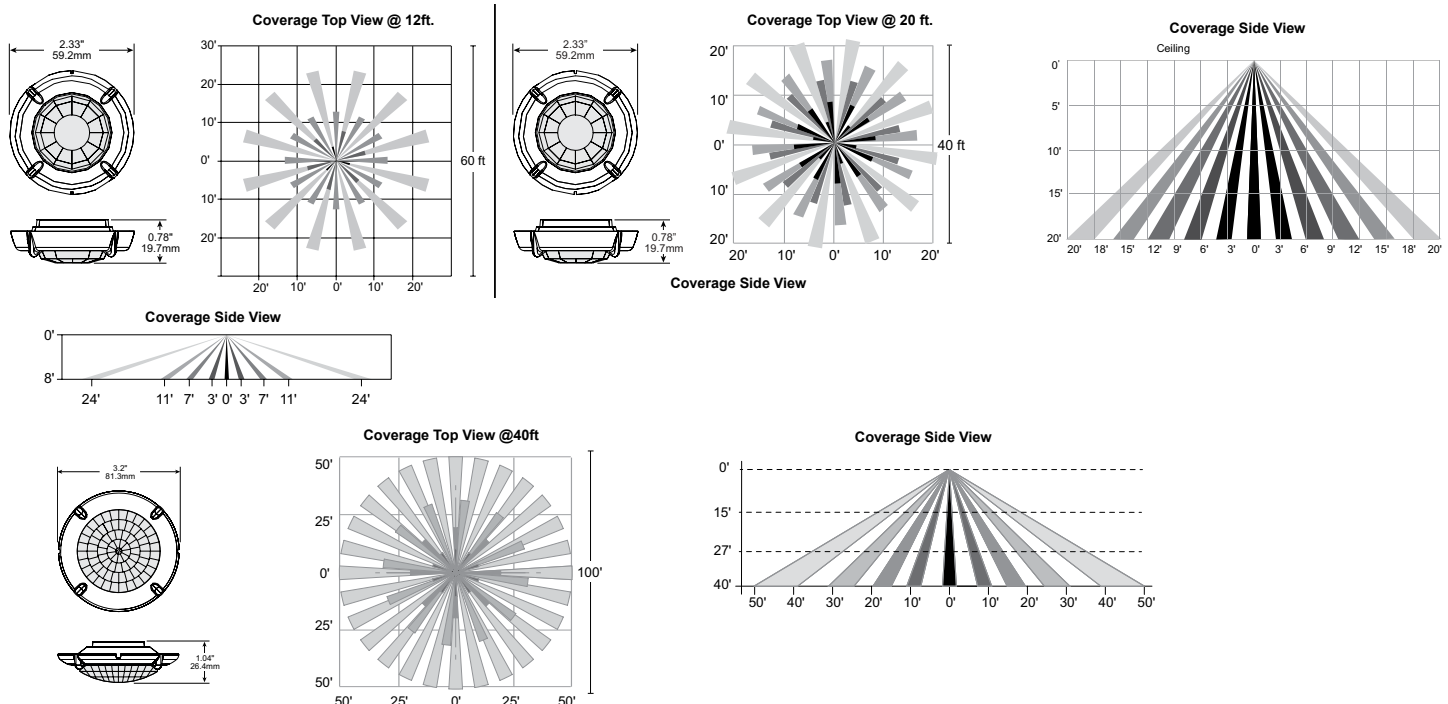
Google Play

OUTDOOR LIGHTING CONTROLS OPTIONS

CONTROLS FUNCTIONALITY

Control Option Ordering Logic & Description	Control Option Functionality										Control Option Components
	Networkable	Grouping	Scheduling	Occupancy/Motion	Daylight Harvesting	0-10V Dimming	On/Off Control	Bluetooth App Programming	Sensor Height		
SCP_F Sensor Control Programmable, 8F or 40F	-	-	-	✓	✓	✓	✓	-	8ft or 40ft	SCP_F	
ADD AutoDIM Timer Based Dimming	-	-	✓	-	-	-	✓	-	-	ADD	
ADT AutoDIM Time of Day Dimming	-	-	✓	-	-	-	✓	-	-	ADT	
7PR 7-Pin Receptacle	-	-	Paired with external control	-	Paired with external control	-	Paired with external control	-	-	7PR	
7PR-SC 7-Pin Receptacle with shorting cap	-	-	-	-	-	-	-	-	-	 7PR-SC	
3PR 3-Pin twist lock	-	-	-	-	-	-	Paired with external control	-	-	3PR	
3PR-SC 3-Pin Receptacle with shorting cap	-	-	-	-	-	-	-	-	-	 3PR-SC	
3PR-TL 3-Pin with photocontrol	-	-	-	-	✓	-	✓	-	-	 3PR-TL	
7PR-TL 7-Pin with photocontrol	-	-	-	-	✓	-	✓	-	-	 7PR-TL	

COVERAGE PATTERNS FOR SCP_F



VIPER Floodlight

VIPER LUMINAIRE

PROGRAMMED CONTROLS

ADD-AutoDim Timer Based Options

- Light delay options from 1-9 hours after the light is turned on to dim the light by 10-100%. To return the luminaire to its original light level there are dim return options from 1-9 hours after the light has been dimmed previously.

EX: ADD-6-5-R6

ADD Control Options	Configurations Choices	Example Choice Picked
Auto-Dim Options	1-9 Hours	6 - Delay 6 hours
Auto-Dim Brightness	10-100% Brightness	5 - Dim to 50% brightness
Auto-Dim Return	Delay 0-9 Hours	R6 - Return to full output after 6 hours

ADT-AutoDim Time of Day Based Option

- Light delay options from 1AM-9PM after the light is turned on to dim the light by 10-100%. To return the luminaire to its original light level there are dim return options from 1AM-9PM after the light has been dimmed previously.

EX: ADT-6-5-R6

ADD Control Options	Configurations Choices	Example Choice Picked
Auto-Dim Options	12-3 AM and 6-11 PM	6 - Dim at 6PM
Auto-Dim Brightness	10-100% Brightness	5 - Dim to 50%
Auto-Dim Return	12-6 AM and 9-11P	R6 - Return to full output at 6AM

DELIVERED LUMENS

For delivered lumens, please see Lumens Data PDF on currentlighting.com/beacon

PROJECTED LUMEN MAINTENANCE

Ambient Temp.	0	25,000	*TM-21-11 36,000	50,000	100,000	Calculated L ₇₀ (Hours)
25°C / 77°F	1.00	0.97	0.96	0.95	0.91	408,000
40°C / 104°F	0.99	0.96	0.95	0.94	0.89	356,000

LUMINAIRE AMBIENT TEMPERATURE FACTOR (LATF)

Ambient Temperature		Lumen Multiplier
0°C	32°F	1.03
10°C	50°F	1.01
20°C	68°F	1.00
25°C	77°F	1.00
30°C	86°F	0.99
40°C	104°F	0.98

Micro Strike Lumen Multiplier				
CCT	70 CRI	80 CRI	90 CRI	
2700K	-	0.841	-	
3000K	0.977	0.861	0.647	
3500K	-	0.900	-	
4000K	1	0.926	0.699	
5000K	1	0.937	0.791	
Monochromatic Amber Multiplier				
Amber	0.250			

Strike Lumen Multiplier				
CCT	70 CRI	80 CRI	90 CRI	
2700K	0.9	0.81	0.62	
3000K	0.933	0.853	0.659	
3500K	0.959	0.894	0.711	
4000K	1	0.9	0.732	
5000K	1	0.9	0.732	
Monochromatic Amber Multiplier				
Amber	0.255			

VIPER Floodlight

VIPER LUMINAIRE

ELECTRICAL DATA: MICRO STRIKE

# OF LEDS	132					
NOMINAL WATTAGE	39	55	75	100	120	135
SYSTEM POWER (W)	37.3	52.7	75.5	96.3	117.7	132.3
INPUT VOLTAGE (V)	CURRENT (Amps)					
120	0.33	0.46	0.63	0.83	1.00	1.13
208	0.19	0.26	0.36	0.48	0.58	0.65
240	0.16	0.23	0.31	0.42	0.50	0.56
277	0.14	0.20	0.27	0.36	0.43	0.49
347	0.11	0.16	0.22	0.29	0.35	0.39
480	0.08	0.11	0.16	0.21	0.25	0.28

# OF LEDS	264					
NOMINAL WATTAGE	130	155	175	205	235	260
SYSTEM POWER (W)	126.5	150.7	178.4	207.2	232.7	261.7
INPUT VOLTAGE (V)	CURRENT (Amps)					
120	1.08	1.29	1.46	1.71	1.96	2.17
208	0.63	0.75	0.84	0.99	1.13	1.25
240	0.54	0.65	0.73	0.85	0.98	1.08
277	0.47	0.56	0.63	0.74	0.85	0.94
347	0.37	0.45	0.50	0.59	0.68	0.75
480	0.27	0.32	0.36	0.43	0.49	0.54

# OF LEDS	360		
NOMINAL WATTAGE	270	310	345
SYSTEM POWER (W)	271	311.6	345.2
INPUT VOLTAGE (V)	CURRENT (Amps)		
120	2.25	2.58	2.88
208	1.30	1.49	1.66
240	1.13	1.29	1.44
277	0.97	1.12	1.25
347	0.78	0.89	0.99
480	0.56	0.65	0.72

# OF LEDS	540			
NOMINAL WATTAGE	350	390	415	460
SYSTEM POWER (W)	347.7	389.3	415.2	449.9
INPUT VOLTAGE (V)	CURRENT (Amps)			
120	2.92	3.25	3.46	3.83
208	1.68	1.88	2.00	2.21
240	1.46	1.63	1.73	1.92
277	1.26	1.41	1.50	1.66
347	1.01	1.12	1.20	1.33
480	0.73	0.81	0.86	0.96

VIPER Floodlight

VIPER LUMINAIRE

ELECTRICAL DATA: STRIKE

# OF LEDS	36				
NOMINAL WATTAGE	39	55	85	105	120
SYSTEM POWER (W)	39.6	56.8	83.6	108.2	108.2
INPUT VOLTAGE (V)	CURRENT (Amps)				
120	0.33	0.46	0.71	0.88	1.00
208	0.19	0.26	0.41	0.50	0.58
240	0.16	0.23	0.35	0.44	0.50
277	0.14	0.20	0.31	0.38	0.43
347	0.11	0.16	0.24	0.30	0.35
480	0.08	0.11	0.18	0.22	0.25

# OF LEDS	72				
NOMINAL WATTAGE	115	145	180	210	240
SYSTEM POWER (W)	113.7	143.2	179.4	210.2	241.7
INPUT VOLTAGE (V)	CURRENT (Amps)				
120	0.96	1.21	1.50	1.75	2.00
208	0.55	0.70	0.87	1.01	1.15
240	0.48	0.60	0.75	0.88	1.00
277	0.42	0.52	0.65	0.76	0.87
347	0.33	0.42	0.52	0.61	0.69
480	0.24	0.30	0.38	0.44	0.50

# OF LEDS	108					
NOMINAL WATTAGE	215	250	280	320	325	365
SYSTEM POWER (W)	214.8	250.8	278.3	322.1	324.7	362.6
INPUT VOLTAGE (V)	CURRENT (Amps)					
120	1.79	2.08	2.33	2.71	3.04	3.04
208	1.03	1.20	1.35	1.56	1.75	1.75
240	0.90	1.04	1.17	1.35	1.52	1.52
277	0.78	0.90	1.01	1.17	1.32	1.32
347	0.62	0.72	0.81	0.94	1.05	1.05
480	0.45	0.52	0.58	0.68	0.76	0.76

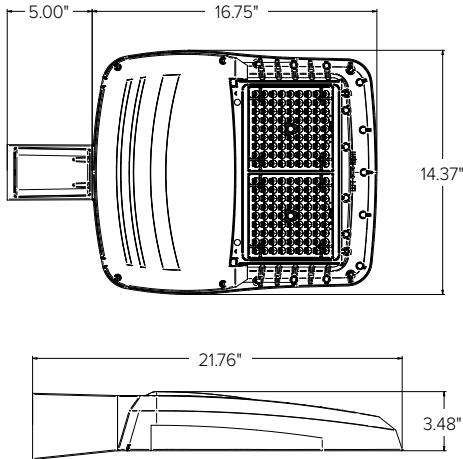
# OF LEDS	162					
NOMINAL WATTAGE	320	365	405	445	485	545
SYSTEM POWER (W)	322.1	362.6	403.6	445.1	487.1	543.9
INPUT VOLTAGE (V)	CURRENT (Amps)					
120	2.67	2.67	3.38	3.71	4.04	4.54
208	1.54	1.54	1.95	2.14	2.33	2.62
240	1.33	1.33	1.69	1.85	2.02	2.27
277	1.16	1.16	1.46	1.61	1.75	1.97
347	0.92	0.92	1.17	1.28	1.40	1.57
480	0.67	0.67	0.84	0.93	1.01	1.14

VIPER Floodlight

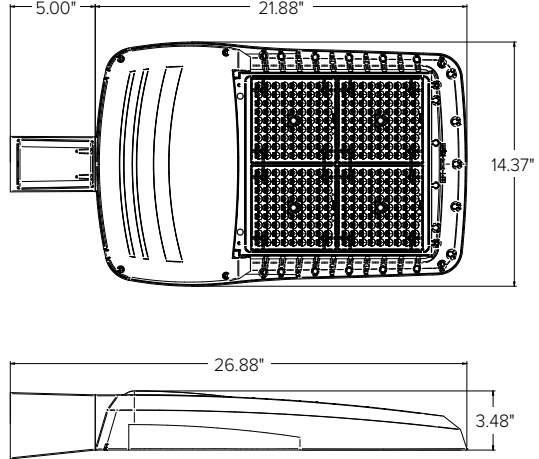
VIPER LUMINAIRE

DIMENSIONS

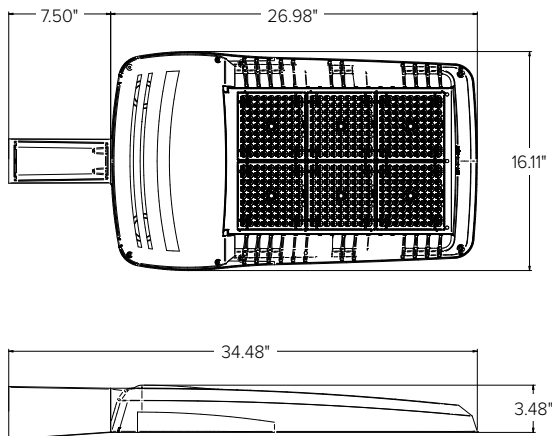
SIZE 1



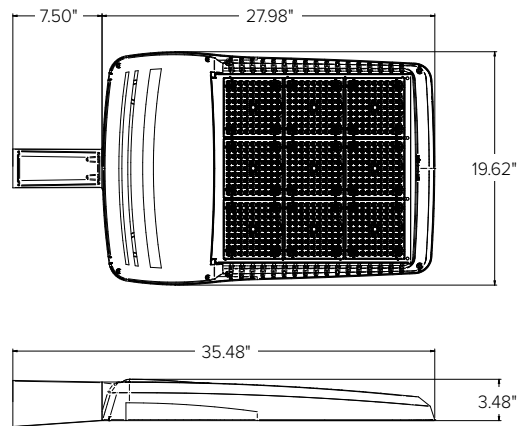
SIZE 2



SIZE 3



SIZE 4



VIPER Floodlight

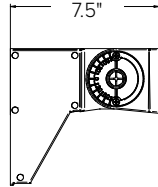
VIPER LUMINAIRE

EPA

	EPA			
	Size 1	Size 2	Size 3	Size 4
30°	0.827	1.023	1.423	1.850
60°	1.419	1.837	2.419	3.080

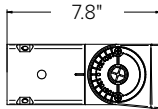

	Weight	
	lbs	kgs
VP1 (Size 1)	13.7	6.2
VP2 (Size 2)	16.0	7.26
VP3 (Size 3)	25.9	11.7
VP4 (Size 4)	30.8	13.9

MOUNTING



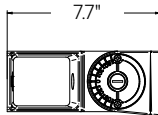

AAU- ADJUSTABLE ARM FOR POLE MOUNTING

Rotatable arm mounts directly to pole. Compatible with drill patterns from 2.5" to 4.5" (S2 or B3). For round poles add applicable suffix (2/3/4/5). Rotatable in 15° aiming angle increments. Micro Strike configurations may be aimed up but must have a 30° tilt to shed water. Strike configurations have a 30° aiming limitation.



K-KNUCKLE

Knuckle mount 15° aiming angle increments for precise aiming and control, fits 2-3/8" tenons or pipes. Micro Strike configurations may be aimed up but must have a 30° tilt to shed water. Strike configurations have a 30° aiming limitation.



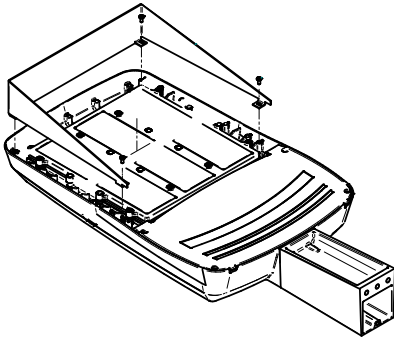
T-TRUNNION

Trunnion for surface and crossarm mounting using (1) 3/4" or (2) 1/2" size through bolts. Micro Strike configurations may be aimed up but must have a 30° tilt to shed water. Strike configurations have a 30° aiming limitation.

VIPER Floodlight

VIPER LUMINAIRE

VISOR FIELD INSTALL ACCESSORIES¹

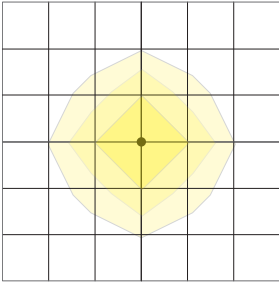


1 – Visor will block occupancy sensors

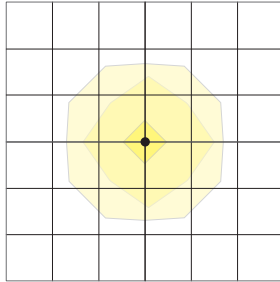
MICROSTIRKE PHOTOMETRY

The following diagrams represent the general distribution options offered for this product. For detailed information on specific product configurations, see website photometric test reports.

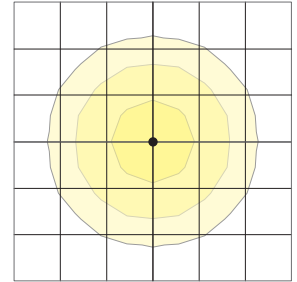
Type 2x2



Type 4x4



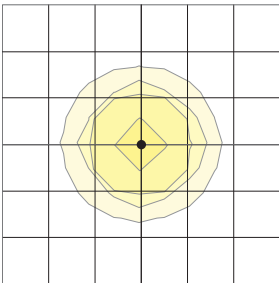
Type 6x6



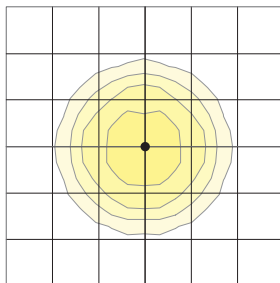
OPTICS STRIKE PHOTOMETRY

The following diagrams represent the general distribution options offered for this product. For detailed information on specific product configurations, see website photometric test reports.

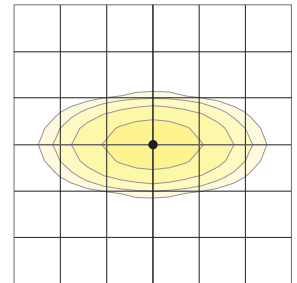
Type 3x3



Type 5x5



Type 4x6 / 6x4



OCCUPANCY SENSOR



Control options ordered with the knuckle mount configuration will be mounted on the lower portion of the knuckle as shown in the image and should only be mounted on a vertical tenon for best operation.

VIPER Floodlight

VIPER LUMINAIRE

ADDITIONAL INFORMATION (CONTINUED)

PROGRAMMED CONTROLS

ADD-AutoDim Timer Based Options

- Light delay options from 1-9 hours after the light is turned on to dim the light by 10-100%. To return the luminaire to its original light level there are dim return options from 1-9 hours after the light has been dimmed previously.

EX: ADD-6-5-R6

ADD Control Options	Configurations Choices	Example Choice Picked
Auto-Dim Options	1-9 Hours	6 - Delay 6 hours
Auto-Dim Brightness	10-100% Brightness	5 - Dim to 50% brightness
Auto-Dim Return	Delay 0-9 Hours	R6 - Return to full output after 6 hours

ADT-AutoDim Time of Day Based Option

- Light delay options from 1AM-9PM after the light is turned on to dim the light by 10-100%. To return the luminaire to its original light level there are dim return options from 1AM-9PM after the light has been dimmed previously.

EX: ADT-6-5-R6

ADD Control Options	Configurations Choices	Example Choice Picked
Auto-Dim Options	12-3 AM and 6-11 PM	6 - Dim at 6PM
Auto-Dim Brightness	10-100% Brightness	5 - Dim to 50%
Auto-Dim Return	12-6 AM and 9-11P	R6 - Return to full output at 6AM